

DRAFT PROPOSED
 AMERICAN NATIONAL STANDARD FOR ELECTRONIC BUSINESS
 DATA INTERCHANGE AMATEUR RADIO MESSAGE TRANSACTION SET

Jack Sanders, NC4E

SECRETARIAT

Transportation Data Coordinating Committee

ABSTRACT

This standard contains the format and data content of the Amateur Radio Message Transaction Set for use within an Electronic Business Data Interchange (EBDI) environment.

The ASC X12 family of Electronic Business Data Interchange standards are based on interdependency. Several of the ASC X12 standards define the data elements, data segments, control structures and acknowledgments that relate to transaction set standards. Availability of the following standards is required in order to interpret, understand, and use the ASC X12 family of standards.

- ANSI/ASC X12.3 Data Element Dictionary
- ANSI/ASC X12.22 Data Segment Directory
- ANSI/ASC X12.5 Interchange Control Structure
- ANSI/ASC X12.6 Application Control Structure
- ANSI/ASC X12.20 Functional Acknowledgment (997)
- ANSI/ASC X12.21 Interchange Acknowledgment

Information as to the source of the documents noted above can be obtained from:

Secretariat, ASC X12
 c/o E. A. Guilbert
 TDCC
 1101 17th Street NW
 Washington, DC. 20036

CONTENTS

Section	Page
A.1. Purpose and Scope	A.1
A.2. Terms and Definitions	A.2
A.3. Transaction Set Specifications	A.3
A.3.1 Heading Area	A.3.1
A.3.2 Detail Area	A.3.2
A.3.3 Summary Area	A.3.3

APPENDIXES

A.A Appendix A Example Message **A.A**

ASC X12.3-1984 DATA ELEMENT DICTIONARY

3.1. Introduction	3.1
3.2. Data Element Specifications	3.2
(Exerpted from ASC X12.3)	
3.3. Data Element Specifications	3.3
(Proposed additions to ASC X12.3)	

ASC X12.22-1984 DATA SEGMENT DIRECTORY

22.1. Purpose and Scope	22.1
-------------------------------	------

22.2. Data Segment Specifications	22.2
(Exerpted from ASC X12.22)	
22.3. Data Segment Specifications	22.3
(Proposed additions to ASC X12.22)	

AMERICAN NATIONAL STANDARD
 FOR ELECTRONIC BUSINESS DATA INTERCHANGE
 AMATEUR RADIO MESSAGE TRANSACTION SET

A.1. Purpose and Scope. This standard provides the standardized format and establishes the data contents of an Amateur Radio Message Transaction Set within the context of an electronic business data interchange (EBDI) environment.

A.2. Terms and Definitions. The ASC X12 family of Electronic Business Data Interchange standards are based on interdependency. Several of the ASC X12 standards define the data elements, data segments, control structures and acknowledgments that relate to transaction set standards. Availability of the following standards is required in order to interpret, understand, and use the ASC X12 family of standards.

- ANSI/ASC X12.3 Data Element Dictionary
- ANSI/ASC X12.22 Data Segment Directory
- ANSI/ASC X12.5 Interchange Control Structure
- ANSI/ASC X12.6 Application Control Structure
- ANSI/ASC X12.20 Functional Acknowledgment (997)
- ANSI/ASC X12.21 Interchange Acknowledgment
- ANSI/ASC X12.6 American National Standard for Electronic

Business Data Interchange - Application Control Structure, contains the technical definitions of all terms related to Electronic Business Data Interchange. The definitions below are consistent with those formal definitions and are provided here, in shortened form, to aid in the understanding of this standard.

transaction set. A transaction set is composed of the specific group of data segments which represent a common business document--for example, a purchase order or an invoice. A transaction set is the collection of data that is exchanged in order to convey meaning between the parties engaged in electronic business data interchange. Each transaction set starts with a transaction set header, and is immediately followed by a beginning data segment unique to that transaction set type. The transaction set is terminated (ended) by a transaction set trailer.

data segment. A data segment is the intermediate unit of information in a transaction set. Data segments consist of logically related data elements in a defined sequence. Data segments have a predefined data segment identifier which comprises the first characters of the data segment. When data segments are combined to form a transaction set their relationship to the transaction set is defined by a requirement designator and a data segment sequence. Some data segments may be repeated, and groups of data segments may be repeated as loop.

data segment identifier. Each data segment has a unique identifier composed of upper case letters and digits with a length of two or three characters. The identifier serves as a name for the data segment and occupies the first character positions of the data segment. The data segment identifier is not a data element.

data segment requirement designator. A data segment has one of three requirement designators defining its need to appear within the transaction set. The requirement designators are listed below with each followed by the code in parentheses.

Mandatory (M). This segment must appear in the transaction set.

Optional (O). The appearance of this segment is at the option of the sending party or may be based on the mutual agreement of the interchange parties.

Floating (F). This designator is used for OPTIONAL data segments that **may** appear anywhere in the transaction set after the beginning segment and before the transaction set trailer.

data segment sequence. Each data segment has a specific sequence within the transaction set. Data segments must appear in this order, except "F" designated segments, which may appear anywhere within the transaction set, after the beginning segment and before the transaction set trailer. Data segments may appear in any of the three areas of the transaction set, as indicated below.

+ Heading Area. When a data segment appears in this area, it refers to the entire transaction set.

+ Detail Area. When a data segment appears in this area, it refers to that detail information **only**, and will override **any** similar specification in the heading area.

+ Summary Area. Data **segments** in this area contain only control totals or actions performed on those totals, such as overall discounts.

maximum use of segments. Some data segments may be repeated multiple times at their specific location in the transaction set. The term "Maximum Use" in 3.2, 3.3, and 3.4 refers to the maximum number of times a

segment is performed to appear, in succession, at that specific location.

loops of data segments. Within transaction sets specific groups of logically related data segments **always** appear together. These segment groups are referred to as loops. The term "Loop ID/Repeat Count" in 3.2, 3.3, and 3.4 refers to the position and nesting of loops and the number of times each loop is permitted to occur at that specific location in the transaction. One loop **may** be nested within another loop provided an inner loop terminates before any outer loop terminates.

monetary values. The monetary values that **may** appear in certain data segments reflect the currency of the country of the transaction set originator unless otherwise specified by the use of the optional "CUR" segment within a transaction set. (The "CUR" segment provides the capability to specify the currency of other countries or to convert the currency of any country to the currency of any other currency).

functional group identifier. Each transaction set is included in a specific collection of similar transaction sets called a functional group, as defined in ANSI/ASC X12.6. The allowable functional identifier for the Amateur Radio Message Transaction Set is "QNU".

A.3. Transaction Set Specifications.

A.3.1 Introduction. The transaction set specifications are presented in 3.2, 3.3, and 3.4. The specifications define the sequence of data **segments**, the requirement designators, maximum use, and loop ID/repeat counts for each of the three areas of the transaction set. Also included are explanatory **comments** that relate to the use of certain segments and loops.

A.3.2 HEADING AREA

DATA SEGMENT SEQUENCE FOR THE HEADING AREA
AMATEUR RADIO MESSAGE TRANSACTION SET

SEGMENT IDENTIFIER	TITLE	REQUIREMENT DESIGNATOR	MAX USE	LOOP ID/ REPEAT COUNT
ST	Transaction Set Header	M	1	
QNU	Beginning Segment (Amateur Radio Message)	M	1	
QPA	Preamble	M	1	
QAD	Address	M	1	

A.3.2 DETAIL AREA

DATA SEGMENT SEQUENCE FOR THE DETAIL AREA
AMATEUR RADIO MESSAGE TRANSACTION SET

SEGMENT IDENTIFIER	TITLE	REQUIREMENT DESIGNATOR	MAX USE	LOOP ID/ REPEAT COUNT
QTX	Text	M	99	
QSG	Signature	M	1	
QNB	Relay Identification	O	1	

A.3.4 SUMMARY AREA

DATA SEGMENT SEQUENCE FOR THE SUMMARY AREA
AMATEUR RADIO MESSAGE TRANSACTION SET

SEGMENT IDENTIFIER	TITLE	REQUIREMENT DESIGNATOR	MAX USE	LOOP ID/ REPEAT COUNT
SE	Transaction Set Trailer M (End)		1	

APPENDIX (This Appendix is not a part of American National Standard ANSI/ASC X12.A-1985)

A.A Appendix A

Example Amateur Radio Message Transaction

This appendix contains an example of an amateur radio message document that conforms to the requirements of ANSI/ASC X12.A-1985. Figure A1 shows the original radiogram document. Figure A2 shows the data segments that translate those information units to conform to ANSI/ASC X12.A-1985.

The amateur radio message example in Figure A2 does not illustrate the use of all the elements that make up the amateur radio message transaction set, it is only intended to show how a simple radiogram document is encoded to conform to this standard. For more complex documents the use of additional optional elements shown in the data segment diagrams may be required.

AMATEUR MESSAGE FORM

```

+-----+
| THE AMERICAN RADIO RELAY LEAGUE |
| RADIOGRAM |
| via amateur radio |
+-----+-----+-----+-----+-----+-----+
| NUMBER | PRECEDENCE | HX | STATION OF ORIGIN | CHECK | PLACE OF ORIGIN | TIME FILED | DATE |
| 1 | R | B24 | W1AW | 8 | NEWINGTON CONN | 18302 | Jul |
+-----+-----+-----+-----+-----+-----+
| TO |
| DONALD SMITH |
| 164 EAST SIXTH AVE |
| NORTH RIVER CITY MO 00789 |
| 733 4968 |
| |
| HAPPY BIRTHDAY X SEE YOU SOON X LOVE |
| |
| DIANA |
+-----+
  
```

AMATEUR PACKET MESSAGE

```

ST*QNU*0008
-----
QNU*R*00789***W1AW*1
QPA*1*R*HXB24*W1AW*8*NEWINGTON CONN*1830*850701
QAD**DONALD SMITH***1645 EAST SIXTH AVE*NORTH R
IVER CITY*MO*US*00789*7334968
QTX*HAPPY BIRTHDAY X SEE YOU SOON X LOVE
QSG**DIANA*****
QNB*ORIGINATE*860808*1441*NC4E*861217*2230*ORIGINATED by W1AW Newington, CT
-----
SE*8*0008
  
```

3. Data Element Dictionary.
3.1 Introduction. The data element specifications are presented in 3.2. In addition to the specifications and formal definitions, this standard also contains cross-reference information to the appendixes. The data elements are listed in data element reference number sequence in the standard.

Some data elements contain references to either the Appendix A Code Sources or the Appendix B code Lists. These references indicate the appropriate appendix where code lists or code sources used as values for those elements may be found. Code lists and code sources are listed in data element number sequence in Appendixes A and B.

- 3.2 DATA ELEMENT SPECIFICATIONS (Exerpted from ASC X12.3)
- 3 FREE-FORM MESSAGE (SPEC: TYPE= AN MIN= 1: MAX= 60) FREE-FORM TEXT.
- 19 CITY NAME (SPEC: TYPE= AN MIN= 2: MAX= 19) FREE-FORM TEXT FOR CITY NAME.
- 26 COUNTRY CODE (SPEC: TYPE= ID MIN= 2: MAX= 2) TWO CHARACTER ISO STANDARD COUNTRY CODE (SEE APPENDIX A.)
- 93 NAME (SPEC: TYPE= AN MIN= 1: MAX= 35) FREE-FORM ORGANIZATION NAME, OFFICIAL TITLE OR RELATED INFORMATION.
- NUMBER OF INCLUDED SEGMENTS (SPEC: TYPE= NO MIN= 1: MAX= 6) TOTAL NUMBER OF SEGMENTS INCLUDED IN A TRANSACTION SET INCLUDING ST AND SE SEGMENTS.
- 116 POSTAL CODE (SPEC: TYPE= ID MIN= 5: MAX= 9) INTERNATIONALLY USED POSTAL ZONE CODE EXCLUDING PUNCTUATION AND BLANKS (ZIP CODE FOR UNITED STATES).
- 143 TRANSACTION SET IDENTIFIER (SPEC: TYPE= ID MIN= 3: MAX= 3) UNIQUE IDENTIFYING NUMBER FOR THE TRANSACTION SET
- 156 STATE OR PROVINCE CODE (SPEC: TYPE= ID MIN= 2: MAX= 2) STANDARD STATE/PROVINCE CODE DEFINED BY APPROPRIATE GOVERNMENTAL AGENCIES.
- 166 ADDRESS (SPEC: TYPE= AN MIN= 1: MAX= 35) ADDRESS INFORMATION
- 329 TRANSACTION SET CONTROL NUMBER (SPEC: TYPE= AN MIN= 4: MAX= 9) IDENTIFYING CONTROL NUMBER ASSIGNED BY THE ORIGINATOR FOR A TRANSACTION SET,
- 337 UTC TIME FILED (SPEC: TYPE= TM MIN= 4: MAX= 4) UNIVERSAL TIME OF THE SENDER OF THE TRANSMISSION SET EXPRESSED IN 24-HOUR CLOCK TIME (HHMM) (TIME RANGE: 0000 THROUGH 2359)

364 COMMUNICATION NUMBER
(SPEC: TYPE= AN MIN= 7: MAX= 21) COMPLETE COMMUNICATIONS NUMBER INCLUDING COUNTRY OR AREA CODE WHEN APPLICABLE.

373 DATE
(SPEC: TYPE= DT MIN= 6: MAX= 6)
DATE (YYMMDD)

3.3 DATA ELEMENT SPECIFICATIONS
(Proposed additions to ASC X12.3)

Q1 PRECEDENCE
(SPEC: TYPE= ID MIN= 1: MAX= 9)
PRECEDENCE (R, W, P OR EMERGENCY)

Q2 DESTINATION STATION OR POSTAL CODE
(SPEC: TYPE= ID MIN= 4: MAX= 10)
IDENTIFIER OF STATION MESSAGE IS TO BE DELIVERED TO.

Q3 MESSAGE NUMBER
(SPEC: TYPE= NO MIN= 1: MAX= 4)
NUMBER (BEGIN WITH 1 EACH MONTH OR YEAR)

Q4 HANDLING INSTRUCTION
(SPEC: TYPE= ID MIN= 3: MAX= 24)
HANDLING INSTRUCTIONS:
HXA - (FOLLOWED BY NUMBER.) COLLECT LANDLINE DELIVERY AUTHORIZED BY ADDRESSEE WITHIN . . . MILES. (IF NO NUMBER, AUTHORIZATION IS UNLIMITED.)
HXB - (FOLLOWED BY NUMBER.) CANCEL MESSAGE IF NOT DELIVERED WITHIN . . . HOURS OF FILING TIME; SERVICE ORIGINATING STATION.
HXC - REPORT DATE AND TIME OF DELIVERY (TOD) TO ORIGINATING STATION.
HXD - REPORT TO ORIGINATING STATION THE IDENTITY OF STATION FROM WHICH RECEIVED, PLUS DATE AND TIME. REPORT IDENTITY OF STATION TO WHICH RELAYED, PLUS DATE AND TIME, OR IF DELIVERED REPORT DATE, TIME AND METHOD OF DELIVERY.
HXE - DELIVERING STATION GET REPLY FROM ADDRESSEE, ORIGINATE MESSAGE BACK.
HXF - (FOLLOWED BY NUMBER.) HOLD DELIVERY UNTIL . . . (DATE).
HXG - DELIVERY BY MAIL OR LANDLINE TOLL CALL NOT REQUIRED. IF TOLL OR OTHER EXPENSE INVOLVED, CANCEL MESSAGE AND SERVICE ORIGINATING STATION.

Q5 RADIO CALLSIGN
(SPEC: TYPE= AN MIN= 4 : MAX= 10)
AMATEUR RADIO CALLSIGN.

Q6 CHECK
(SPEC: TYPE= NO MIN= 1: MAX= 4)
NUMBER OF WORDS/GROUPS IN TEXT ONLY.

Q7 PLACE OF ORIGIN
(SPEC: TYPE= AN MIN= 2: MAX= 25)
NOT NECESSARILY LOCATION OF STATION OF ORIGIN.

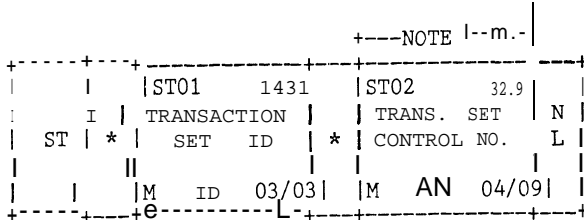
22.3.2 DATA SEGMENT DIAGRAMS
(Exerpted from ASC X12.22)

STANDARD REQUIREMENTS

ST TRANSACTION SET HEADER

PURPOSE: THE FIRST SEGMENT OF EACH TRANSACTION SET, CONTAINING THE TRANSACTION SET IDENTIFIER AND CONTROL NUMBER.

DIAGRAM:



NOTE: 1. THE "TRANSACTION SET CONTROL NUMBER" ENTRY IN THIS HEADER MUST MATCH THE '*TRANSACTION SET CONTROL NUMBER' ENTRY IN THE TRANSACTION SET TRAILER (SE).

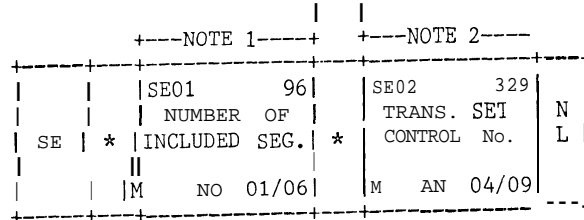
THE TRANSACTION SET IDENTIFIER (ST01) IS INTENDED FOR USE BY THE TRANSLATION ROUTINES OF THE INTERCHANGE PARTNERS TO SELECT THE APPROPRIATE TRANSACTION SET DEFINITION (e.g., QNU, SELECTS THE AMATEUR RADIO MESSAGE TRANSACTION SET).

STANDARD REQUIREMENTS

SE TRANSACTION SET TRAILER (END)

PURPOSE: THE LAST SEGMENT OF EACH TRANSACTION SET, CONTAINING THE NUMBER OF INCLUDED SEGMENTS AND TRANSACTION SET CONTROL NUMBER.

DIAGRAM:



NOTES: 1. THE "NUMBER OF INCLUDED SEGMENTS" IS THE TOTAL OF ALL SEGMENTS USED IN THE TRANSACTION SET INCLUDING THE (ST) AND (SE) SEGMENTS.

NOTES: 2. THE TRANSACTION SET CONTROL NUMBER VALUE IN THIS TRAILER MUST MATCH THE SAME ELEMENT VALUE IN THE TRANSACTION SET HEADER (ST).SEGMENTS.

SE IMMEDIATELY FOLLOWS THE LAST SEGMENT OF EACH TRANSACTION SET.

22.3.2 DATA SEGMENT DIAGRAMS
(Proposed additions to ASC X12.22)

STANDARD REQUIREMENTS

QNU AMATEUR RADIO PACKET MESSAGE HEADER

PURPOSE: THIS IS USED TO START AN AMATEUR RADIO MESSAGE TRANSACTION SET.

DIAGRAM:

I		QNU01	Q1		QNU02	Q2		QNU03	Q5	
		PRECEDENCE			DESTINATION1			RADIO I		
QNU	*		*		STATION OR	*		CALLSIGN AT	*	
II			I		POSTAL CODE			DESTINATION1		
		M ID 01/09			M ID 04/10			O ID 04/10		

I		QNU04	Q5		QNU05	Q5		QNU06	Q3	
		RADIO I			RADIO I			MESSAGE N		
		CALLSIGN OF	*		CALLSIGN OF	*		NUMBER L		
		AUTHOR			ORIGINATOR					
		O ID 04/10			M ID 04/10			M NO 01/04		

STANDARD REQUIREMENTS

QPA AMATEUR RADIO PACKET MESSAGE PREAMBLE

PURPOSE: THIS IS USED TO DEFINE AN AMATEUR RADIO MESSAGE PREAMBLE SECTION.

DIAGRAM:

I		QPA01	Q3		QPA02	Q1		QPA03	Q4	
		MESSAGE			PRECEDENCE			HANDLING		
QPA	*	NUMBER	*			*		INSTRUCTION1	*	
		M NO 01/04			M ID 01/09			O ID 03/24		

I		QPA04	Q5		QPA05	Q6		QPA06	Q7	
		RADIO CALL-I			CHECK			PLACE OF		
		SIGN OF FIRST	*			*		ORIGIN	*	
		HANDLER								
		M ID 04/10			M NO 01/04			M AN 02/25		

I		QPA07	337		QPA08	3731	
		UTC TIME			DATE FILED		N
		FILED	I * I				I L I
			I I				I
		M TM 04/04			M DT 06/06		

STANDARD REQUIREMENTS

QAD AMATEUR RADIO PACKET MESSAGE ADDRESS

PURPOSE: THIS IS USED TO DEFINE AN AMATEUR RADIO MESSAGE ADDRESS SECTION.

DIAGRAM:

I		QAD01	Q5		QAD02	93		QAD03	93	
		RADIO			NAME			TITLE		
QAD	*	CALLSIGN AT	*			*			*	
		DESTINATION1								
		O ID 04/10			M AN 01/35			IO AN 01/35		

I		QAD04	93		QAD05	1661		QAD06	19	
		ORGANIZAT- ION			STREET ADDRESS			CITY NAME		
			*			*			*	
		lc AN 01/35			lo AN 01/35			M AN 02/19		

I		QAD07	156		QAD08	26		QAD09	116	
		STATE/PROV CODE			COUNTRY CODE			ZIP/POSTAL CODE		
			I I			I I			I I	
		M ID 02/02			M ID 02/02			M ID 05/09		

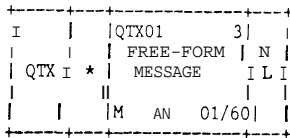
I		QAD10	364	
		COMM.		N
		NUMBER		L
				I I
		M AN 07/21		

STANDARD REQUIREMENTS

QTX AMATEUR RADIO PACKET MESSAGE TEXT

PURPOSE: THIS IS USED TO DEFINE AN AMATEUR RADIO MESSAGE TEXT SECTION.

DIAGRAM:


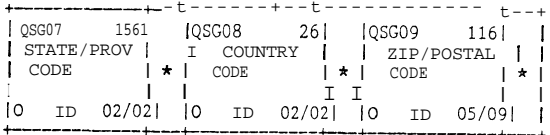
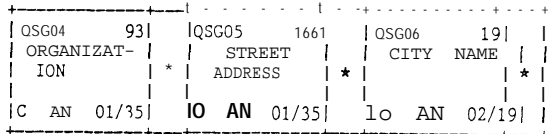
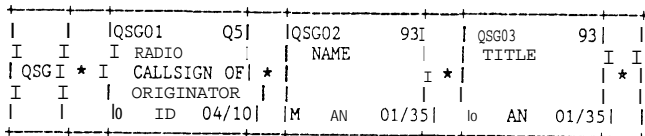


STANDARD REQUIREMENTS

QSG AMATEUR RADIO PACKET MESSAGE SIGNATURE

PURPOSE: THIS IS USED TO DEFINE AN AMATEUR RADIO MESSAGE SIGNATURE SECTION.

DIAGRAM:

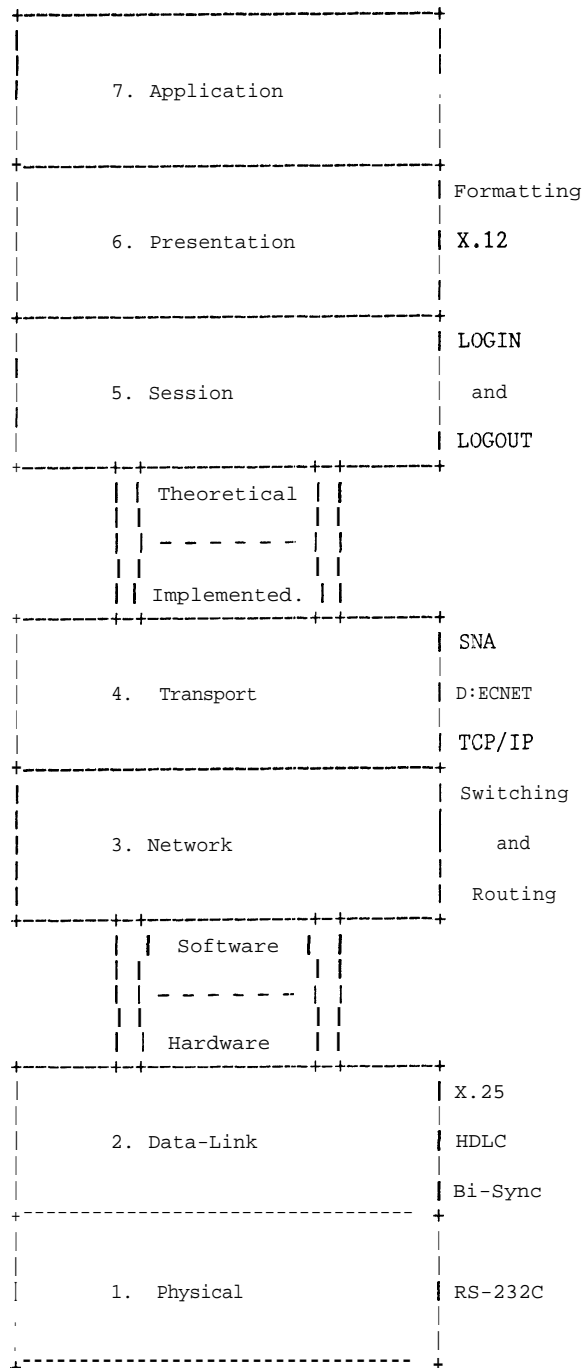

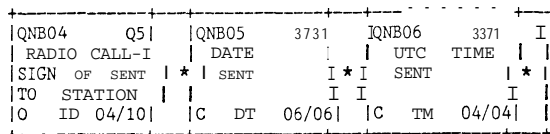
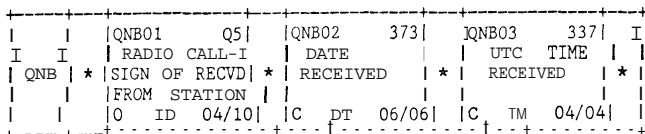


STANDARD REQUIREMENTS

QNB AMATEUR RADIO PACKET MESSAGE RELAY IDENTIFICATION

PURPOSE: THIS IS USED TO DEFINE AN AMATEUR RADIO MESSAGE RELAY OF MESSAGE DOCUMENTATION.

DIAGRAM:



The OSI Seven-layer model.

The International Standards Organization's Open System Interconnection (OSI) model divides local area network architecture into seven layers. Each layer in the model is defined and provides rules for network design. Viewed another way, the bottom four layers define the network and how it functions. The top three layers define how the network is used.

A M A T E U R M E S S A G E F O R M

```

+-----+
|                                     |
|                               THE AMERICAN RADIO RELAY LEAGUE               |
|                               R A D I O G R A M                           |
|                               via amateur radio                             |
+-----+-----+-----+-----+-----+-----+
| NUMBER|PRECEDENCE|HX |STATION OF ORIGIN|CHECK|PLACE OF ORIGIN|TIME FILED; ;&; |
|  1    |  R       |B24| W1AW           |  8 |NEWINGTON CONN | 18302 |Jul11|
+-----+-----+-----+-----+-----+-----+
| TO                                         |
|     DONALD SMITH                         |
|     164 EAST SIXTH AVE                   |
|     NORTH RIVER CITY MO 00789           |
|     733 4968                             |
|                                         |
|     HAPPY BIRTHDAY X SEE YOU SOON X LOVE |
|                                         |
|                               DIANA      |
+-----+-----+-----+-----+-----+

```

A M A T E U R P A C K E T M E S S A G E

ST*QNU*0008

QNU*R*00789***W1AW*1

QPA*1*R*HXB24*W1AW*8*NEWINGTON CONN*1830*850701

QAD**DONALD SMITH***1645 EAST SIXTH AVE*NORTH R

IVER CITY*MO*US*00789*7334968

QTX*HAPPY BIRTHDAY X SEE YOU SOON X LOVE

QSG**DIANA*****

QNB*ORIGINATE*860808*1441*NC4E*861217*2230*ORIGINATED by W1AW Newington, CT

SE*8*0008

Cheat Sheet for ARRL Message format using the International X12 Protocol

TRANSACTION SET HEADER

ST*QNU* +
 Trans. set control no. (a unique identifying number)

AMATEUR RADIO PACKET MESSAGE HEADER

QNU* +
Precedence + * +
Destination station or postal code + * +
Radio callsign at destination + * +
Radio callsign of author + * +
Radio callsign of originator + *
Message number

AMATEUR RADIO PACKET MESSAGE PREAMBLE

QPA* +
Message number + * +
Precedence + * +
Handling Instruction + * +
Radio callsign of first handler + * +
Check + * +
Place of Origin + * +
UTC time filed + * +
Date Filed

AMATEUR RADIO PACKET MESSAGE ADDRESS

QAD* +
Radio callsign at destination + * +
Name + * +
Title + * +
Organization + * +
Street address + * +
City name + * +
State/Prov code + * +
Country code + * +
Zip/Postal Code + * +
Comm number

AMATEUR RADIO PACKET MESSAGE TEXT (UP TO 99 RECORDS MAXIMUM)

QTX* +
Free-form message

AMATEUR RADIO PACKET MESSAGE SIGNATURE

QSG* +
Radio callsign of originator + * +
Name + * +
Title + * +
Organization + * +
Street address + * +
City name + * +
State/Prov code + * +
Country code + * +
Zip/Postal Code + * +
Comm number

TRANSACTION SET TRAILER (END)

SE* +
Number of included seg + * + (Tot of all records in message, including ST & SE)
Trans. set control no. (same identifying number as in ST* record)

		+---NOTE 1---			
ST	*	ST01 143	TRANSACTION SET ID	ST02 329	TRANS. SET CONTROL NO.
		M	ID 03/03	M	AN 04/09

NOTE: 1. THE "TRANSACTION SET CONTROL NUMBER" ENTRY IN THIS HEADER MUST MATCH THE "TRANSACTION SET CONTROL NUMBER" ENTRY IN THE TRANSACTION SET TRAILER (SE).

THE TRANSACTION SET IDENTIFIER (ST01) IS INTENDED FOR USE BY THE TRANSLATION ROUTINES OF THE INTERCHANGE PARTNERS TO SELECT THE APPROPRIATE TRANSACTION SET DEFINITION (e.g., NUO, SELECTS THE AMATEUR RADIO MESSAGE TRANSACTION SET).

		+---NOTE 1---		+---NOTE 2---	
SE	*	SE01 96	NUMBER OF INCLUDED SEG.	SE02 329	TRANS. SET CONTROL NO.
		M	NO 01/06	M	AN 04/09

NOTES: 1. THE "NUMBER OF INCLUDED SEGMENTS" IS THE TOTAL OF ALL SEGMENTS USED IN THE TRANSACTION SET INCLUDING THE (ST) AND (SE) SEGMENTS.

NOTES: 2. THE TRANSACTION SET CONTROL NUMBER VALUE IN THIS TRAILER MUST MATCH THE SAME ELEMENT VALUE IN THE TRANSACTION SET HEADER (ST).SEGMENTS.

SE IMMEDIATELY FOLLOWS THE LAST SEGMENT OF EACH TRANSACTION SET.

		+---NOTE 1---		+---NOTE 2---			
QNU	*	QNU01 Q1	PRECEDENCE	QNU02 Q2	DESTINATION1 STATION OR POSTAL CODE	QNU03 Q5	RADIO CALLSIGN AT DESTINATION1
		M	ID 01/09	M	ID 04/10	O	ID 04/10

QNU04 Q5	RADIO CALLSIGN OF	QNU05 Q5	RADIO CALLSIGN OF	QNU06 Q3	MESSAGE NUMBER
O	ID 04/10	M	ID 04/10	M	NO 01/04

	QAD01	Q5	QAD02	93	QAD03	93
	RADIO		NAME		TITLE	
QAD	*	CALLSIGN AT	*		*	*
		DESTINATION				
		O ID 04/10		M AN 01/35		O AN 01/35

QAD04	93	QAD05	1661	QAD06	19
ORGANIZAT-		STREET		CITY NAME	
ION	*	ADDRESS	*		*
C	01/35	O	01/35	M AN	02/19

QAD07	156	QAD08	26	QAD09	116
STATE/PROV		COUNTRY		ZIP/POSTAL	
CODE	*	CODE	*	CODE	I *
M ID	02/02	M ID	02/02	M ID	05/09

QAD10	364	
COMM.		N
NUMBER		L
M AN	07/21	

	QTX01	3
	FREE-FORM	N
QTX	*	MESSAGE
		L
	M AN	01/60

	QPA01	Q3	QPA02	Q1	QPA03	Q4
	MESSAGE		PRECEDENCE		HANDLING	
QPA	*	NUMBER	*		INSTRUCTION	*
		M NO 01/04		M ID 01/09		O ID 03/24

QPA04	Q5	QPA05	Q6	QPA06	Q7
RADIO CALL-I		CHECK		PLACE OF	
[SIGN OF FIRST]	*		*	ORIGIN	*
HANDLER					
M ID	04/10	M NO	01/04	M AN	02/25

QPA07	337	QPA08	3731
UTC TIME		DATE FILED	N
FILED	*		L
M TM	04/04	M DT	06/06

QSG	*	QSG01 93 I RADIO	QSG02 93 I NAME	QSG03 93 I TITLE
		CALLSIGN OF *	I * I	I * I
		ORIGINATOR	I	I
		O ID 04/10	M AN 01/35	lo AN 01/35 I

QSG04 93 I	QSG05 166 I	QSG06 19 I
ORGANIZAT- ION	STREET ADDRESS	CITY NAME
	*	*
C AN 01/35	o AN 01/35	lo AN 02/19

QSG07 1561 I	QSG08 26 I	QSG09 116 I
STATE/PROV CODE	COUNTRY CODE	ZIP/POSTAL CODE
I * I	I * I	I * I
O ID 02/02	O ID 02/02	O ID 05/09

QSG10 364 I
COMM. I N I
NUMBER I L I
O AN 07/21

QNB	*	QNB01 95 I RADIO CALL-I	QNB02 373 I DATE	QNB03 337 I UTC TIME
		SIGN OF RECVD *	RECEIVED I * I	RECEIVED I * I
		FROM STATION		
		O ID 04/10	C DT 06/06	C TM 04/04

QNB04 95 I	QNB05 373 I	QNB06 337 I
RADIO CALL-I	DATE	UTC TIME
SIGN OF SENT *	SENT	SENT I * I
TO STATION		
O ID 04/10	C DT 06/06	C TM 04/04

QNB07 3 I
FREE-FORM N I
COMMENT I L I
O AN 01/60